



# A Guide to Getting Started with Robinhood

Tiffany Trotter

# Table of Contents

Introduction .....	2
Download Robinhood app.....	4
Setting up a Robinhood account .....	5
Review and submit the application .....	6
Link your bank account.....	7
Final steps .....	9
Works cited .....	10

# Introduction

The world of investing in the stock market often seems complex and challenging. Many people aren't exactly sure how to get involved or how to get started, and yet buying and selling stocks on the stock market can be a rewarding way to make your money work for you.

## **Putting investing tools into the hands of everyone**

Due to changing technology, buying and selling stocks is now more accessible. Through an app known as Robinhood, users can buy and sell stocks with much more ease. In this manual, we look at how to install and set up an account on Robinhood.

## **What is Robinhood?**

Robinhood is an app that allows users to buy and sell stocks on their smartphone. The app doesn't charge a fee each time you buy or sell a stock and provides stock market news and trends.

## **Warning**

Before using Robinhood, it is important to understand that all investments involve risk. The stock market is volatile, so it is important to assess your risk profile. Are you willing to take risks, or are you unwilling to potentially lose money?

You should familiarize yourself with stock market investing to understand key terms. This manual provides a few key definitions, but it is important to supplement this manual with further research.

Also, keep a close eye on the news to learn about reports and trends that may affect the price of stocks.

## Learning objectives

In this manual, we dive into how to download, install, and set up the Robinhood app on an iOS device in an hour or less. After reading this manual, you will be able to:

1. Install Robinhood to your iOS device
2. Setup a Robinhood account

## What you need to get started


1. iOS device
2. Social security card
3. Online bank account
4. An internet connection

**Note:** The Robinhood app requires iOS 11.0 or later. It is compatible with iPhone, iPad, and iPod touch.

Definition of key terms	
Robinhood	an app that allows users to buy and sell stocks on their smartphone.
Stock market	A place where investors buy and sell stocks
Stock	A piece of ownership in a company
Trading	The act of buying or selling stocks
Investing	A way to increase money by putting it into financial products
Return on Investment (ROI)	The money earned from investments
Selling	The act of transferring stock in exchange for money
Buying	The act of purchasing stock in a company

Table 1. Definition of key terms

# Download Robinhood app

1. Select the App Store icon  from your iOS device
2. Type “Robinhood Markets, Inc” in the search bar at the top
3. Select the option from the drop-down menu
4. Select “GET” to install the app on your iOS device
5. Click open to launch the Robinhood app (*see Figure 1.*)

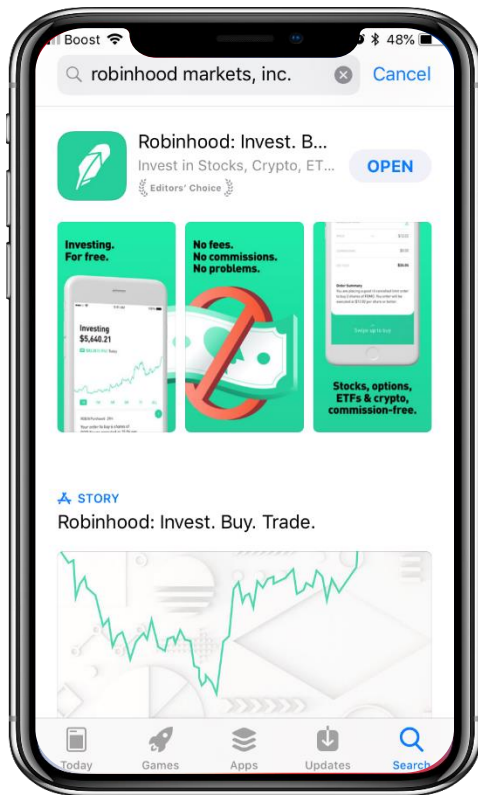


Figure 1. Screenshot of the Robinhood app in the Apple app store  
taken by Tiffany Trotter

**Note:** You need an Internet connection and an Apple ID to use the App Store. The App Store isn't available in all regions.

# Setting up a Robinhood account

6. Click the sign-up button to fill out the sign-up questionnaire. (see Figure 2.)

The questionnaire includes the following questions:

• Email	• Password
• Legal name	• Phone number
• Date of birth	• Address
• Citizenship	• Social Security Number
• Employment status	• Investment knowledge

Table 2. Questions asked in the Robinhood app

## **Note:**

- Robinhood is required by law to collect Social Security numbers. This information is also used to prevent known money launderers and terrorists from gaining access to the stock market.
- Your password must be a minimum of 10 characters.
- You will be asked whether you, or a member of your immediate family, is employed by a member firm of a stock exchange or the Financial Industry Regulatory Authority (FINRA), or if you or a family member is a director, 10% shareholder, or senior officer of a publicly traded company.




Figure 2. Screenshot of the sign-up page in the Robinhood app taken by Tiffany Trotter

# Review and submit the application

7. Click the review button to review your application (see Figure 3.)
8. Click the submit your application button (see Figure 4.)

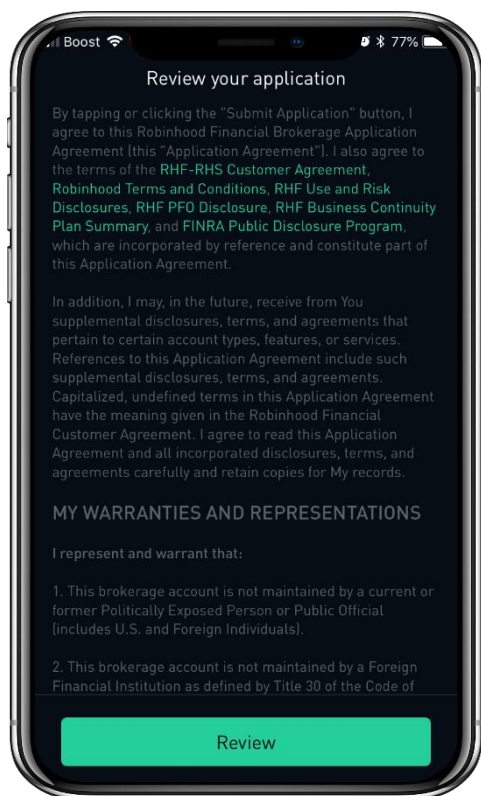


Figure 3. Screenshot of application review in the Robinhood app taken by Tiffany Trotter

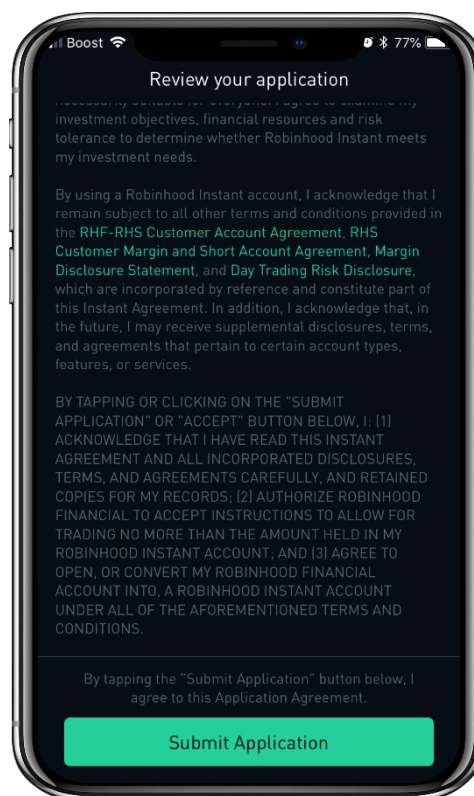


Figure 4. Screenshot of the submit application page in the Robinhood app taken by Tiffany Trotter

# Link your bank account

9. Select continue to link your bank account

10. Select your bank from the options listed (see Figure 5.)

*Note:* If you do not see your bank listed, contact Robinhood support

11. Log in to your bank account (see Figure 6.)



Figure 5. Screenshot of linking bank account in the Robinhood app taken by Tiffany Trotter

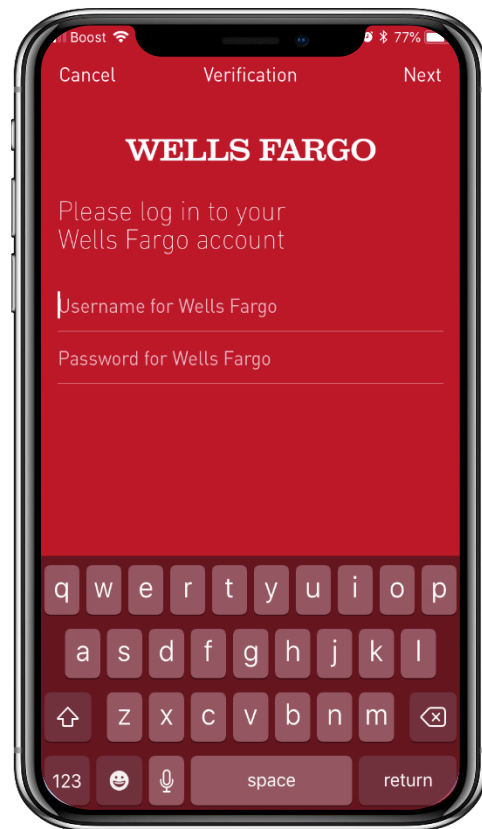


Figure 6. Screenshot of bank account sign on page in the Robinhood app taken by Tiffany Trotter



12. Select the account you would like to use to fund your Robinhood account  
(see Figure 7.)
13. Enter the amount of money you would like to use to get started  
(see Figure 8.)

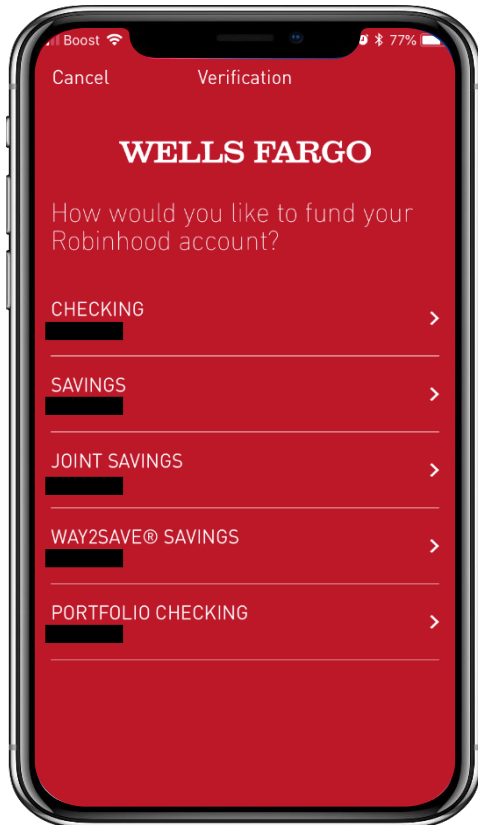


Figure 7. Screenshot of bank account page in the Robinhood app taken by Tiffany Trotter

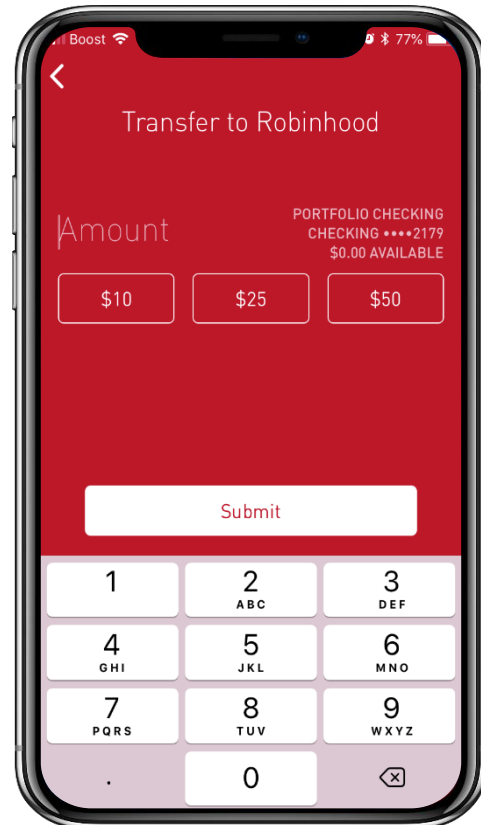


Figure 8. Screenshot of funds transfer page in the Robinhood app taken by Tiffany Trotter

# Final steps

14. Click the continue to Robinhood button. (see *Figure 9.*)

You have now successfully installed and setup your Robinhood account

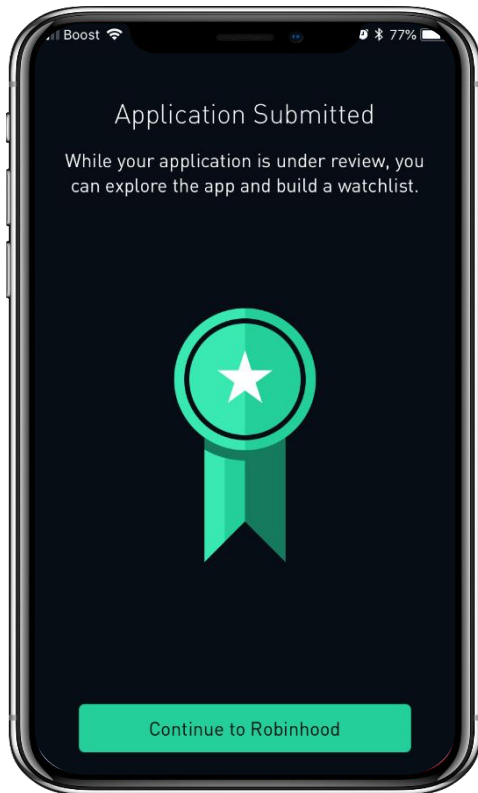


Figure 9. Screenshot of application submission in the Robinhood app taken by Tiffany Trotter

**Note:** *Your application is now under review, but you can start to explore the app. Robinhood may take a few days to verify and process the account information provided. Look out for an email to confirm your account.*

# Works cited

Apple Inc. "App Store Preview." *Apple*, [itunes.apple.com/us/app/robinhood-invest-buy-trade/id938003185](https://itunes.apple.com/us/app/robinhood-invest-buy-trade/id938003185).

Apple Inc. "iPhone User Guide." *Apple*, 2019, [support.apple.com/guide/iphone/get-apps-and-games-iphc90580097/ios](https://support.apple.com/guide/iphone/get-apps-and-games-iphc90580097/ios).

Robinhood Markets Inc. "Anti-Money-Laundering Procedures." *Support.Robinhood*, [support.robinhood.com/hc/en-us/articles/360001226186-Anti-Money-Laundering-Procedures](https://support.robinhood.com/hc/en-us/articles/360001226186-Anti-Money-Laundering-Procedures).